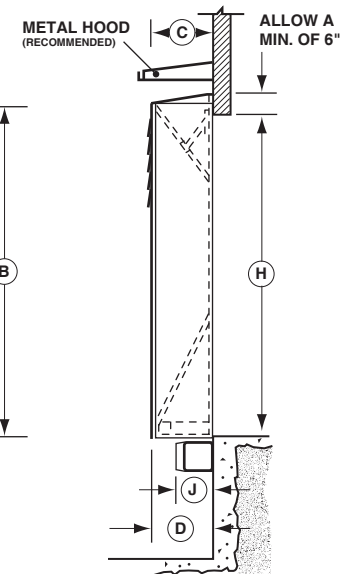
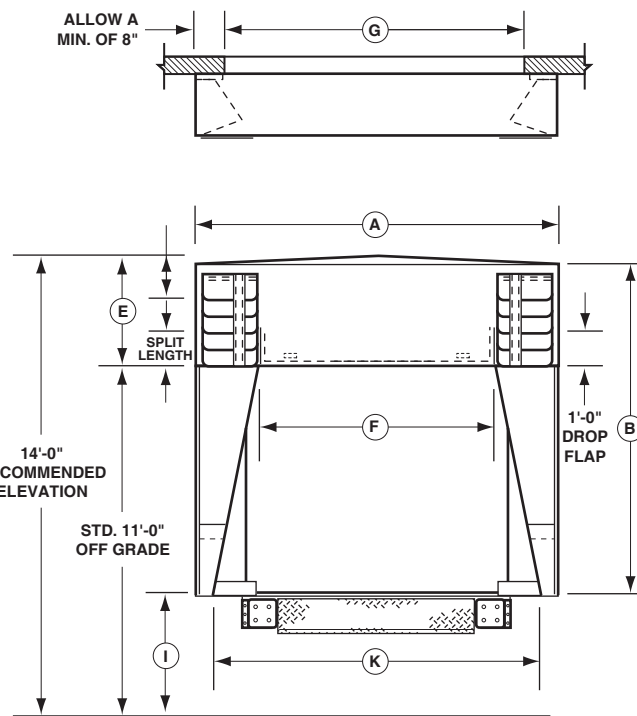
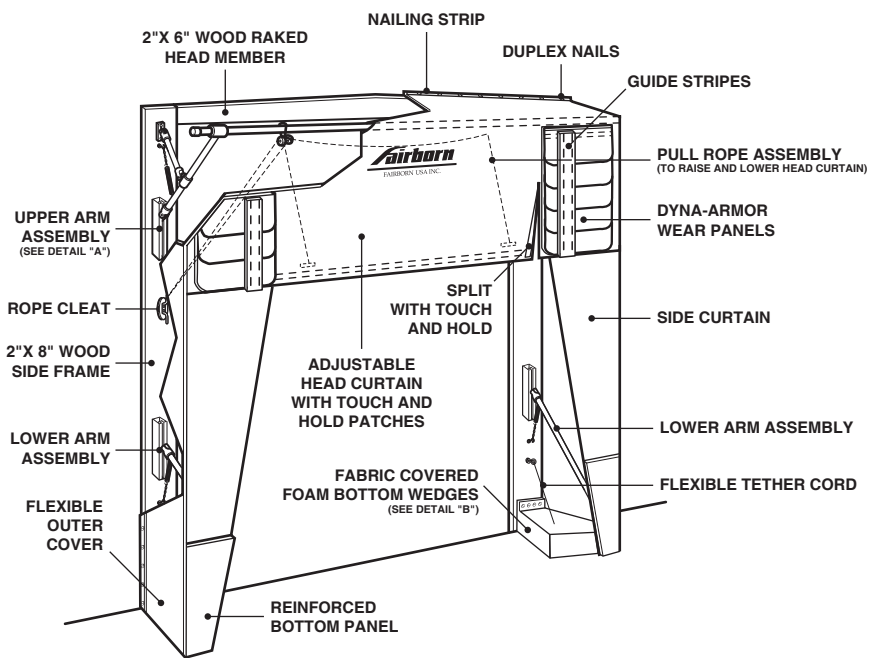
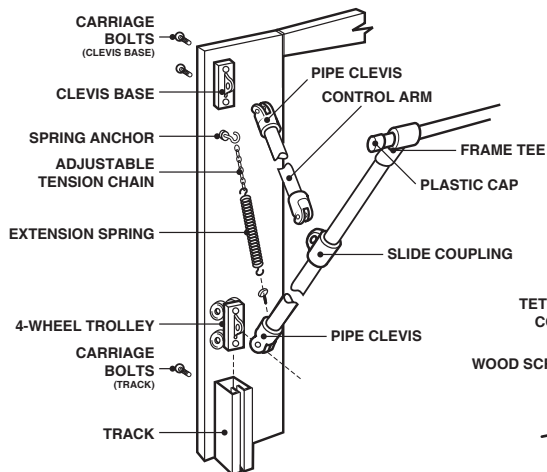
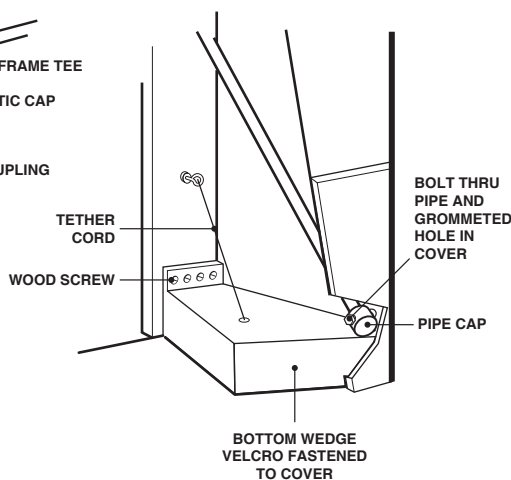


**SERIES 3500
FLEXIBLE TRUCK SHELTER**



**DETAIL "B"
COVERED FOAM BOTTOM PAD**



**DETAIL "A"
UPPER ARM ASSEMBLY**

PLAN VIEW

UNIT DATA

- "A" SHELTER WIDTH (STD. 10'-6" THRU MAX. 11'-0")
- "B" SHELTER HEIGHT (MAX. 12'-0" REFER TO ABOVE)
- "C" TOP — "D" BOTTOM SHELTER PROJECTION (15", 20" 25" AND MAX. 30" PROJ.)
- "E" HEAD CURTAIN LENGTH (INCLUDES STD. 1'-0" DROP FLAP)
- "F" SIDE CURTAIN I.D. AT TOP (STD. 7'-3")

DRIVE APPROACH: LEVEL
 DECLINED INCLINED

*IF AN INCLINED DRIVE REQUIRES A GREATER THAN 3" DIFFERENTIAL IN TOP AND BOTTOM PROJ. THIS SERIES SHELTER IS NOT SUITABLE.

RISE OR FALL PER LENGTH OF DRIVE APPROACH

GENERAL INFORMATION

- "G" DOOR WIDTH
- "H" DOOR HEIGHT
- "I" DOCK HEIGHT

— "J" DOCK BUMPER/LEDGE COMBINED PROJ.

(ON A LEVEL DRIVE APPROACH THERE MUST BE A MINIMUM OF 6" PROJ. OR 4" IF OPTIONAL RECESSED HARDWARE IS UTILIZED. THE PROJ. MUST BE INCREASED APPROPRIATELY FOR A DECLINED DRIVE APPROACH.)

— "K" SIDE CURTAIN AT BOTTOM (STD. 8'-3" DROP FLAP)

— DISTANCE BETWEEN DOORS
— CLEARANCE ABOVE DOOR

— MIN. THRU — MAX. HEIGHT OF VEHICLES TO BE SERVICED (INDICATE THE MAJORITY)

— DIM. OF VEHICLE'S REAR TAILGATE/BUMPER EXTENSION AND APPROX. % TO BE SERVICED

FABRIC

- 1001 1004 1005 1006 1008

OPTIONAL EQUIPMENT

- ROPE/PULLEY SYSTEM (HEAD CURTAIN)
 RECESSED HARDWARE
 NON-ROT WOOD PRESERVATIVE
 FOR



4710 N Brady St, Davenport, IA 52806
800-397-6690
VISIT US AT... WWW.BARRONEQ.COM

JOB: _____
LOCATION: _____
CONTRACTOR: _____ ARCHITECT: _____
APPROVED BY SIGNATURE: _____