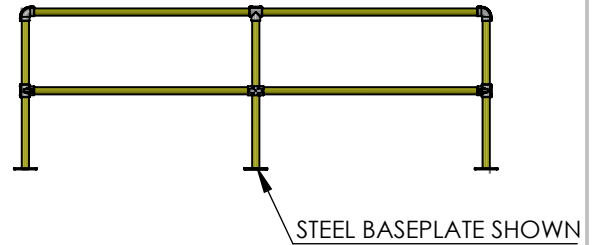
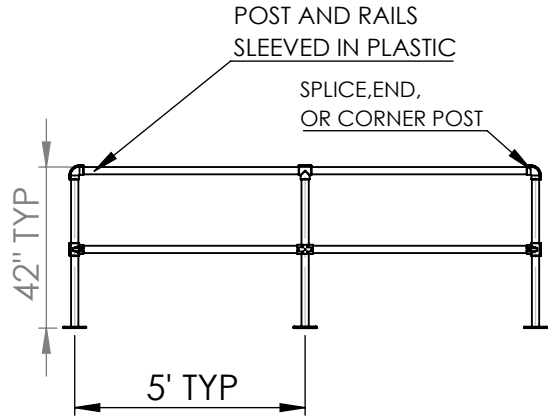
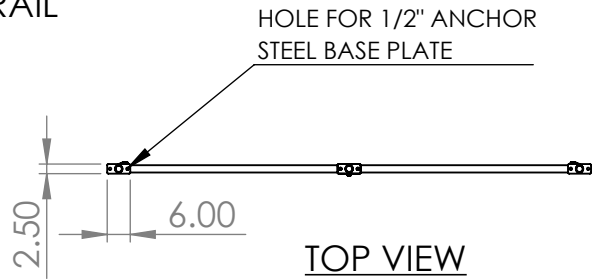




4710 N Brady St,
Davenport, IA 52806
1-800-397-6690
www.barroneq.com

ALUMINUM HANDRAIL



SPECIFICATIONS:

PRODUCT DESIGNED FOR OSHA AND IBC FALL PROTECTION, WALKWAYS
PRODUCT SLEEVED IN PLASTIC - ELIMINATE THE NEED FOR PAINTING
UP TO 4 HORIZONTAL RAILS
INFILL PANELS AVAILABLE
HIGHLY CUSTOMIZABLE
STANDARD SECTIONS OR AS ORDERED SPECIFIC LAYOUT AVAILABLE

-SIZE:

42" TYPICAL OTHER SIZES AVAILABLE UPON REQUEST
STEEL BASEPLATE - 2 1/2" X 6" (OPTIONAL)
ALUMINUM BASEPLATE - 4" X 6" (OPTIONAL)

-MATERIAL:

1 1/4" SCH 40 STEEL PIPE RAILS SLEEVED IN 2" HDPE PLASTIC
1 1/4" SCH 80 STEEL PIPE RAILS SLEEVED IN 2" HDPE PLASTIC
A36 STEEL BASEPLATE
ALUMINUM BASEPLATE

-FINISH/COLOR:

BASE FINISH STANDARD COLD GALV STEEL
PLASTIC SLEEVE IN YELLOW, BLACK, WHITE, SILVER, BLUE, GRAY, RED

NOTE*


CORE IN GROUND, SIDE MOUNT, AND CUSTOM OPTIONS AVAILABLE

-INSTALLATION:

1. SET FIRST SECTION OF RAIL IN DESIRED LOCATION
2. USING BASEPLATE AS TEMPLATE MARK HOLES IN CONCRETE
3. DRILL HOLES IN CONCRETE FOR ANCHORS 1/2" DIA FOR STEEL BASEPLATE OR 3/8" DIA ANCHORS FOR ALUMINUM BASEPLATE
4. PLACE ANCHOR
5. SECURE ANCHORS IN PLACE
6. CONTINUE AS NEEDED WITH CONTINUOUS SPLICED SECTIONS AND BOLT TOGETHER

SURFACE MOUNT HANDRAIL

IDEAL SHIELD SURFACE MOUNT HANDRAIL:
HRK-CLR-#L-L-H-P, HRK-CLR-#L-L-H-BP



TITLE:

ALUMINUM
HANDRAIL

DWG NO.

A

SCALE: 1:50

SHEET 1 OF 1

THIS DRAWING AND ALL THE INFORMATION THEREON IS THE PROPERTY OF THE IDEAL SHIELD, IS CONFIDENTIAL AND MUST NOT BE MADE PUBLIC, NOR COPIED, NOR USED, TO THE DISADVANTAGE OF SAID IDEAL SHIELD AND IS SUBJECT TO RETURN ON DEMAND
COPYRIGHT 2003 IDEAL SHIELD