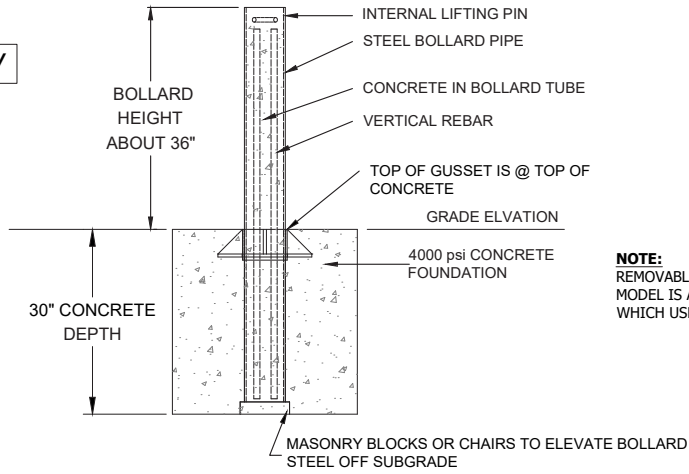


**TRAFFIC IMPACT BOLLARD (MODEL TIB-67-SA)
SINGLE STAND ALONE, UNRESTRICTED SPACING, SET AND POUR FEATURE**

ENGINEERED & DESIGNED FOR C40, P1 (CRASH TESTED PROTOCOL) PROPERLY INSTALLED, STOPPED 2430 lbs PASSENGER CAR AT 40MPH OR STOREFRONT EQUIVALENT ASTM F2656

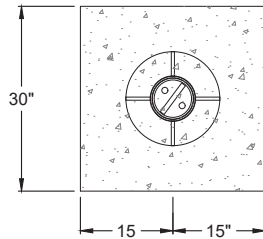
**SINGLE STAND ALONE BOLLARD
INSTALLATION**

FRONT VIEW



NOTE:
REMOVABLE BOLLARD
MODEL IS AVAILABLE
WHICH USES THE SAME COMPONENTS.

TOP VIEW



KEY CAPABILITIES:

1. UNRESTRICTED SPACING BETWEEN BOLLARDS
2. EASY AND QUICK INSTALLATION; EXCAVATE SET BOLLARD AND POUR CONCRETE
3. NO FIELD WELDING, BOLTING OR ASSEMBLY. BOLLARD IS DELIVERED PREFABRICATED AS 1 UNIT
4. SYMMETRICAL BOLLARD DESIGN, IMPACT FROM ANY ANGLE TO BOLLARD PROVIDES THE SAME STOPPING CAPABILITY



DETAILS
ASTM F2656 C40 PROTOCOL
SET & POUR BOLLARD

DRAWINGS

SHEET: 1 OF 5

20190603-01-PD

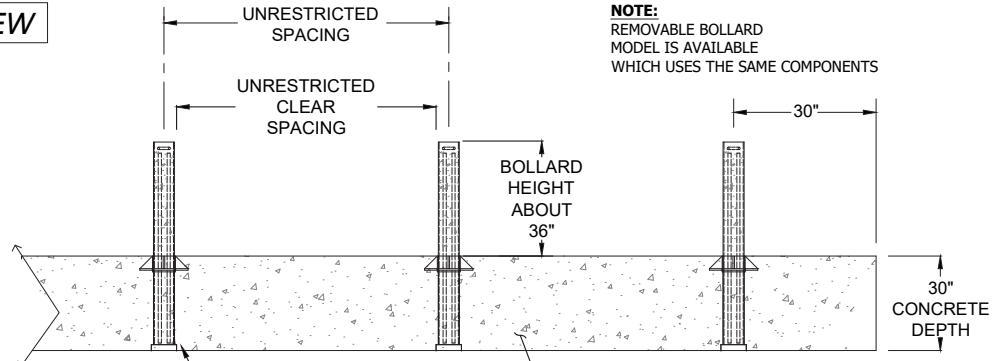
SCALE: N.T.S.

**TRAFFIC IMPACT BOLLARD (MODEL TIB-67-SA)
SINGLE STAND ALONE, UNRESTRICTED SPACING, SET AND POUR FEATURE**

ENGINEERED & DESIGNED FOR C40, P1 (CRASH TESTED PROTOCOL) PROPERLY INSTALLED, STOPPED 2430 lbs PASSENGER CAR AT 40MPH OR STOREFRONT EQUIVALENT ASTM F2656

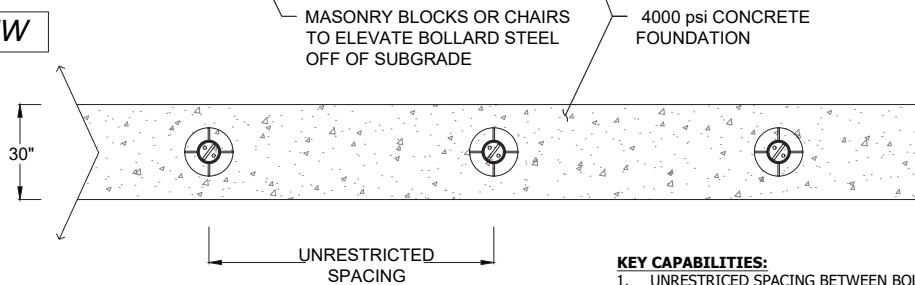
TYPICAL BOLLARD ARRAY INSTALLATION

FRONT VIEW



NOTE:
REMOVABLE BOLLARD
MODEL IS AVAILABLE
WHICH USES THE SAME COMPONENTS

TOP VIEW



- KEY CAPABILITIES:**
1. UNRESTRICTED SPACING BETWEEN BOLLARDS
 2. EASY AND QUICK INSTALLATION; EXCAVATE SET BOLLARD AND POUR CONCRETE
 3. NO FIELD WELDING, BOLTING OR ASSEMBLY. BOLLARD IS DELIVERED PREFABRICATED AS 1 UNIT
 4. SYMMETRICAL BOLLARD DESIGN, IMPACT FROM ANY ANGLE TO BOLLARD PROVIDES THE SAME STOPPING CAPABILITY



TYPICAL ARRAY
ASTM F2656 C40 PROTOCOL
SET & POUR BOLLARD

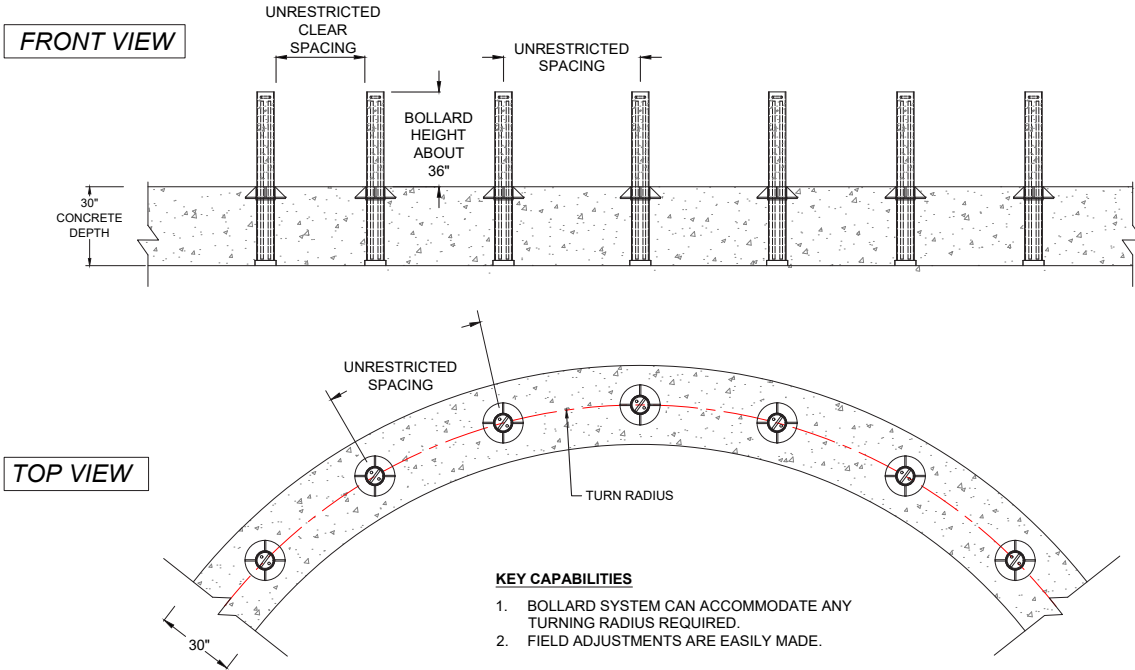
DRAWINGS

SHEET: 2 OF 5
20190603-01-PD
SCALE: N.T.S.

**TRAFFIC IMPACT BOLLARD (MODEL TIB-67-SA)
SINGLE STAND ALONE, UNRESTRICTED SPACING, SET AND POUR FEATURE**

ENGINEERED & DESIGNED FOR C40, P1 (CRASH TESTED PROTOCOL) PROPERLY INSTALLED, STOPPED 2430 lbs PASSENGER CAR AT 40MPH OR STOREFRONT EQUIVALENT ASTM F2656

BOLLARD INSTALLATION WITH TURN



ARRAY ON CURVE
ASTM F2656 C40 PROTOCOL
SET & POUR BOLLARD

DRAWINGS

SHEET: 3 OF 5

20190603-01-PD

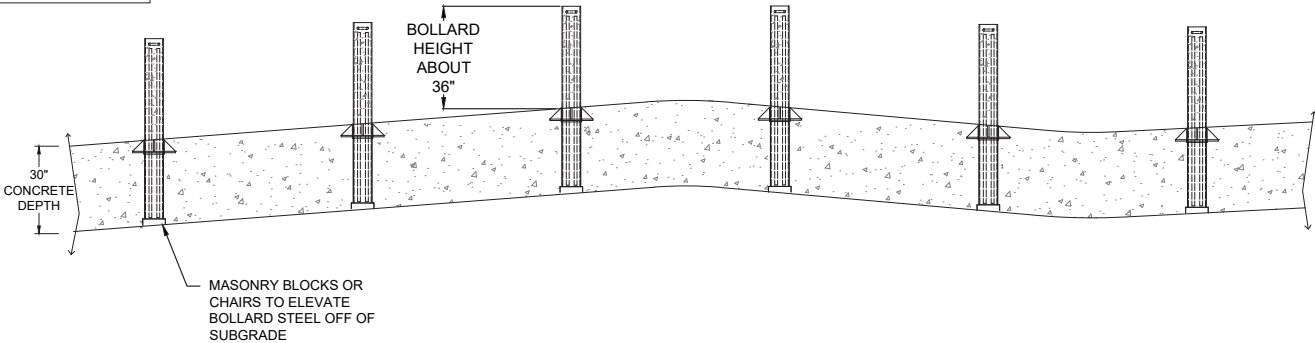
SCALE: N.T.S.

**TRAFFIC IMPACT BOLLARD (MODEL TIB-67-SA)
SINGLE STAND ALONE, UNRESTRICTED SPACING, SET AND POUR FEATURE**

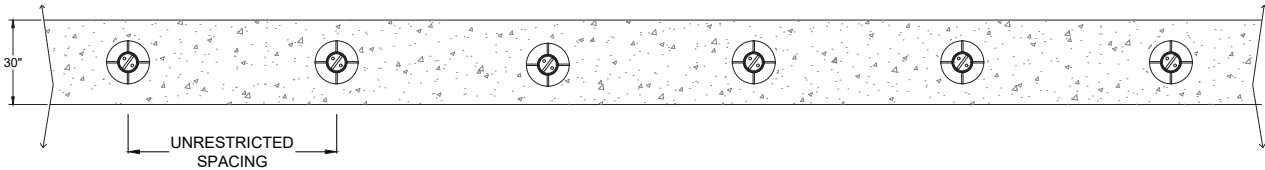
ENGINEERED & DESIGNED FOR C40, P1 (CRASH TESTED PROTOCOL) PROPERLY INSTALLED, STOPPED 2430 lbs PASSENGER CAR AT 40MPH OR STOREFRONT EQUIVALENT ASTM F2656

BOLLARD INSTALLATION ACROSS GRADE CHANGES

FRONT VIEW



TOP VIEW



ARRAY ON SLOPE
ASTM F2656 C40 PROTOCOL
SET & POUR BOLLARD

DRAWINGS

SHEET: 4 OF 5

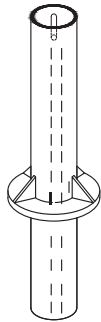
20190603-01-PD

SCALE: N.T.S.

**TRAFFIC IMPACT BOLLARD (MODEL TIB-67-SA)
SINGLE STAND ALONE, UNRESTRICTED SPACING, SET AND POUR FEATURE**

ENGINEERED & DESIGNED FOR C40, P1 (CRASH TESTED PROTOCOL) PROPERLY INSTALLED, STOPPED 2430 lbs PASSENGER CAR AT 40MPH OR STOREFRONT EQUIVALENT ASTM F2656

PREFABRICATED BOLLARD MATERIALS PROVIDED



(QTY 1) EACH:
BOLLARD TUBE



(QTY 2) EACH:
PRE-CUT VERTICAL REBAR
(INSIDE BOLLARD)



(QTY 1) EACH:
BOLLARD COVER
STYLE PER CUSTOMER

MATERIALS PROVIDED BY INSTALLER

1. CONCRETE, 1.5 CUBIC YARDS PER BOLLARD
2. CHAIRS TO ELEVATE BOLLARDS ABOVE SUBGRADE

		MATERIALS PROVIDED	DRAWINGS	SHEET: 5 OF 5
				20190603-01-PD
				SCALE: N.T.S.