

*PowerStak
Fork-Over
Narrow Mast*



*PowerStak
Adjustable Straddle
Narrow Mast*



*PowerStak
Adjustable Straddle
Telescoping Mast*



Class 2 adjustable fork carriage with forged forks



Ergonomic handle with pin code access and battery discharge indicator.



Auto-reversing "belly bump" switch protects operator. Dual lift/lower controls and horn access are all within easy reach.




Turtle speed setting reduces drive speed by 50% for precise positioning.



Tight turning radius allows PowerStak to operate in significantly narrower aisles than conventional forklift trucks.



Features AC controller with CAN Bus system.



Sealed absorbed glass mat (AGM) deep cycle batteries are standard.



Solid steel straddle legs provide rigidity and eliminate deflection even under maximum load conditions.


Straddle Design




Model	PPS2600-62NAS	PPS2600-101AS	PPS2600-125AS
Lift Height (lowered/raised)	2.75" / 62"	2.75" / 101"	2.75" / 125"
Capacity	2,600 lbs.	2,600 lbs.	2,600 lbs.
Load Center	24"	24"	24"
Fork (one piece forged)	42" L x 4" W	42" L x 4" W	42" L x 4" W
Class 2 Carriage	Fork Locking Pin	Fork Locking Pin	Fork Locking Pin
Straddle I.D. (adjustable)	40" - 50"	40" - 50"	40" - 50"
Overall Width (base O.D.)	48" - 58"	48" - 58"	48" - 58"
Overall Height (lowered/raised)	79" / 79"	73" / 123"	85" / 147"
Weight	1,340 lbs.	1,585 lbs.	1,630 lbs.
Max. Travel Speed (unloaded/loading)	3.6 / 3.4 MPH	3.6 / 3.4 MPH	3.6 / 3.4 MPH
Turning Radius	54"	58"	58"
Drive Motor	1000 Watt AC AGM- 12V	1000 Watt AC AGM-12V	1000 Watt AC AGM-12V
Battery (2)	75 amp hr	75 amp hr	75 amp hr



PPS2600-62 NAS and NFO models feature a narrow mast design which provides excellent operator visibility.



NAS and AS Models feature adjustable straddle bases with inside dimension of 40" to 50" and forged forks.



Fork over design (NFO) with fixed legs and forks. For use with open bottom pallets or skids only.



PPS2600-101AS and PPS2600-125AS models are equipped with a two stage telescoping mast.

Fork Over Design



Model	PPS2600-62NFO-21	PPS2600-62NFO-27
Lift Height (lowered/raised)	3.5" / 62"	3.5" / 62"
Capacity	2,600 lbs.	2,600 lbs.
Load Center	24"	24"
Fork Length	42"	42"
Individual Fork Width	6"	6"
Max. Distance Between Forks	9"	15"
Max. Overall Width of Forks	21"	27"
Overall Height	78"	78"
Overall Width	32"	32"
Weight	1,080 lbs.	1,080 lbs.
Max. Travel Speed (unloaded/loading)	3.6 / 3.4 MPH	3.6 / 3.4 MPH
Turning Radius	53"	53"
Drive Motor	1000 Watt AC AGM-12V	1000 Watt AC AGM-
Battery (2)	75 amp hr	12V 75 amp hr